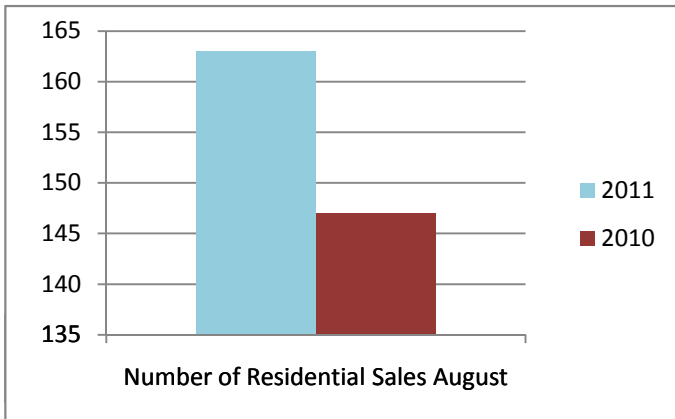
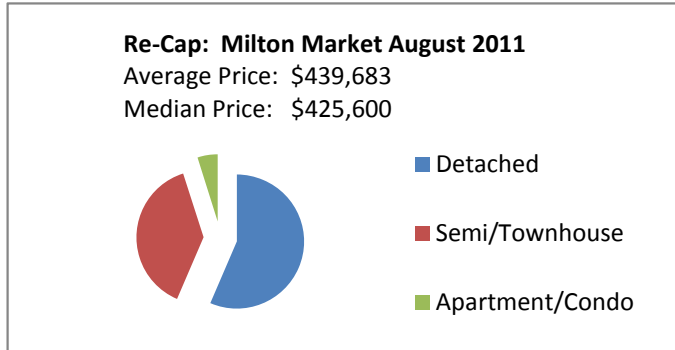


For Immediate Release

The Oakville, Milton and District Real Estate Board (OMDREB)

August 2011 Real Estate Market



Re-Cap: Milton Market in August 2011	
Average Price	Median Price
\$439,683	\$425,600
Residential Type	Units Sold by Type
Detached	92
Semi/Townhouse	63
Apartment/Condo	8
Detached Sales in Milton	
Price Range	% of Sales by Price
\$200,001 - \$300,000	1%
\$300,001 - \$400,000	8%
\$400,001 - \$600,000	74%
\$600,001 - \$800,000	17%
\$800,000 - \$1,000,000+	
Semi/Townhouse Sales in Milton	
Price Range	% of Sales by Price
\$20,000 - \$150,000	0%
\$200,001 - \$300,000	5%
\$300,001 - \$400,000	81%
\$400,001 - \$600,000	14%
Apartment/Condo Sales in Milton	
Price Range	% of Sales by Price
\$150,000 - \$200,000	0%
\$200,001 - \$300,000	100%
\$300,001 - \$400,000	0%
\$400,001 - \$600,000	0%

The average home price is found by adding the value of all sales and dividing by the number of homes.

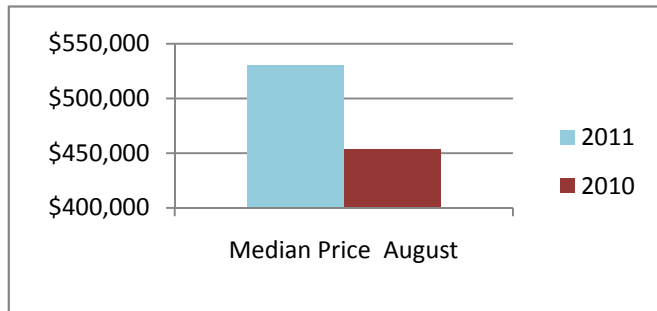
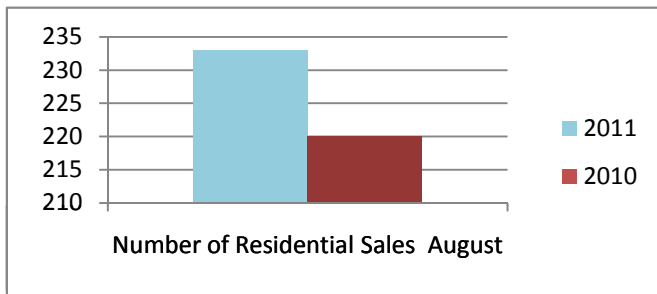

The median sale price is the midpoint of all sales.

Disclaimer: The information provided herein is deemed accurate but not guaranteed.

Source: Oakville, Milton and District Real Estate Board

For Immediate Release

The Oakville, Milton and District Real Estate Board (OMDREB)
August 2011 Real Estate Market



Re-Cap: Oakville Market in August 2011	
Average Price	Median Price
\$613,408	\$530,500
Residential Type	Units Sold by Type
Detached	145
Semi/Townhouse	46
Apartment/Condo	41
Detached Sales in Oakville	
Price Range	% of Sales by Price
\$300,001 - \$400,000	5%
\$400,001 - \$600,000	36%
\$600,001 - \$800,000	30%
\$800,001 - \$1,000,000	18%
\$1,000,000 +	11%
Semi/Townhouse Sales in Oakville	
Price Range	% of Sales by Price
\$150,000-200,000	0%
\$200,000 - \$300,000	0%
\$300,001 - \$400,000	46%
\$400,001 - \$600,000	50%
\$600,001 - \$800,000	2%
\$800,001 - \$1,000,000	2%
\$1,000,000 +	0%
Apartment/Condo Sales in Oakville	
Price Range	% of Sales by Price
\$20,000 - 150,000	0%
\$150,001 - \$200,000	14%
\$200,001 - \$300,000	48%
\$300,001 - \$400,000	24%
\$400,001 - \$600,000	10%
\$600,001 - \$800,000	2%
\$800,001 - \$1,000,000	0%
\$1,000,000+	2%

The average home price is found by adding the value of all sales and dividing by the number of homes.

The median sale price is the midpoint of all sales.

Disclaimer: The information provided herein is deemed accurate but not guaranteed.

Source: Oakville, Milton and District Real Estate Board