

For Immediate Release

The Oakville, Milton and District Real Estate Board (OMDREB)

February 2010 Real Estate Market

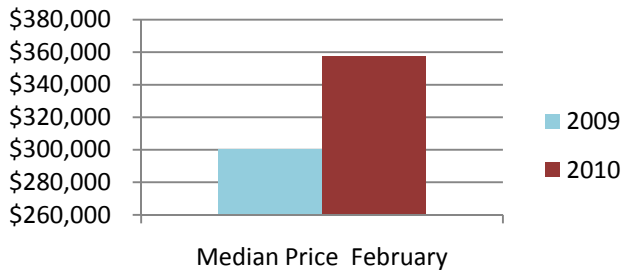
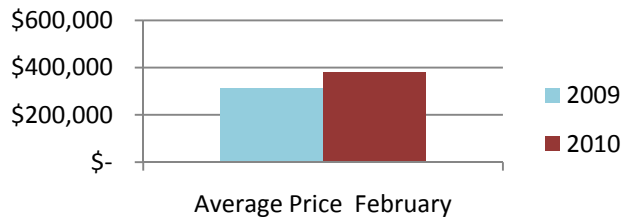
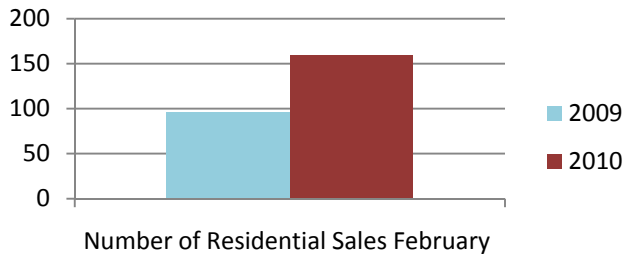
The Oakville, Milton
and District Real Estate Board

Your REALTOR® Connection

Re-Cap: Milton Market February 2010

Average Price: \$381,134

Median Price: \$357,500



Re-Cap: Milton Market in February 2010

Average Price	Median Price
\$381,134	\$357,500
Residential Type	Units Sold by Type
Detached	73
Semi/Townhouse	75
Apartment/Condo	12
Detached Sales in Milton	
Price Range	% of Sales by Price
\$300,001 - \$400,000	26%
\$400,001 - \$600,000	69%
\$600,001 - \$800,000	5%
Semi/Townhouse Sales in Milton	
Price Range	% of Sales by Price
\$200,000 - \$300,000	8%
\$300,001 - \$400,000	92%
Apartment/Condo Sales in Milton	
Price Range	% of Sales by Price
\$200,000 - \$300,000	75%
\$300,001 - \$400,000	25%

The average home price is found by adding the value of all sales and dividing by the number of homes.

The median sale price is the midpoint of all sales.

Disclaimer: The information provided herein is deemed accurate but not guaranteed.

Source: Oakville, Milton and District Real Estate Board

For Immediate Release

The Oakville, Milton and District Real Estate Board (OMDREB)
February 2010 Real Estate Market

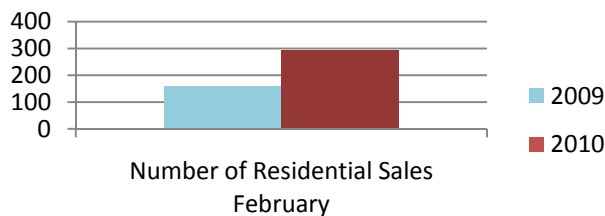
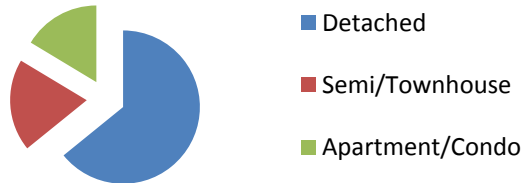
The Oakville, Milton
and District Real Estate Board

Your REALTOR® Connection

Re-Cap: Oakville Market February 2010

Average Price: \$586,031

Median Price : \$498,900



Average Price	Median Price
\$586,031	\$498,900
Residential Type	Units Sold by Type
Detached	188
Semi/Townhouse	57
Apartment/Condo	48
Detached Sales in Oakville	
Price Range	% of Sales by Price
\$300,001 - \$400,000	3%
\$400,001 - \$600,000	50%
\$600,001 - \$800,000	26%
\$800,001 - \$1,000,000	9%
\$1,000,000 +	12%
Semi/Townhouse Sales in Oakville	
Price Range	% of Sales by Price
\$200,000 - \$300,000	2%
\$300,001 - \$400,000	60%
\$400,001 - \$600,000	30%
\$600,001 - \$800,000	5%
\$800,001 - \$1,000,000	3%
\$1,000,000 +	0%
Apartment/Condo Sales in Oakville	
Price Range	% of Sales by Price
\$150,001 - \$200,000	10%
\$200,001 - \$300,000	40%
\$300,001 - \$400,000	29%
\$400,001 - \$600,000	17%
\$600,001 - \$800,000	0%
\$800,001 - \$1,000,000	4%

The average home price is found by adding the value of all sales and dividing by the number of homes.

The median sale price is the midpoint of all sales.

Disclaimer: The information provided herein is deemed accurate but not guaranteed.

Source: Oakville, Milton and District Real Estate Board