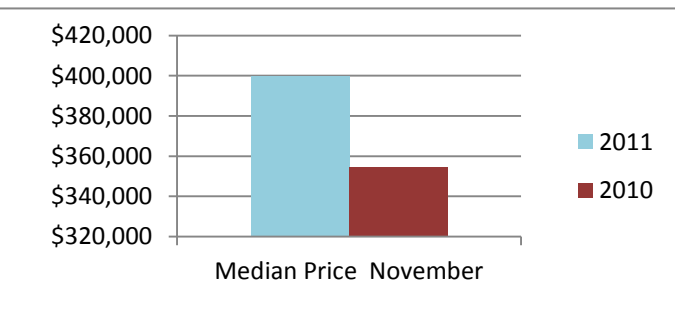
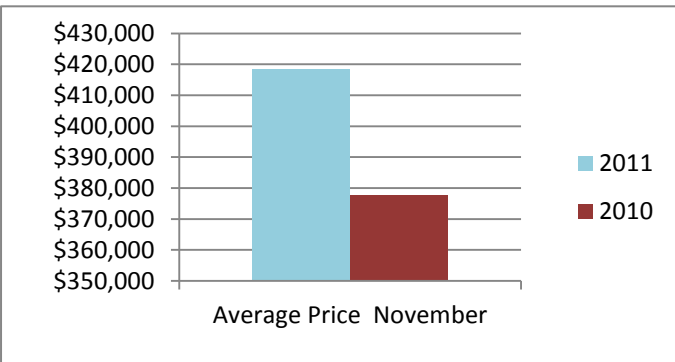
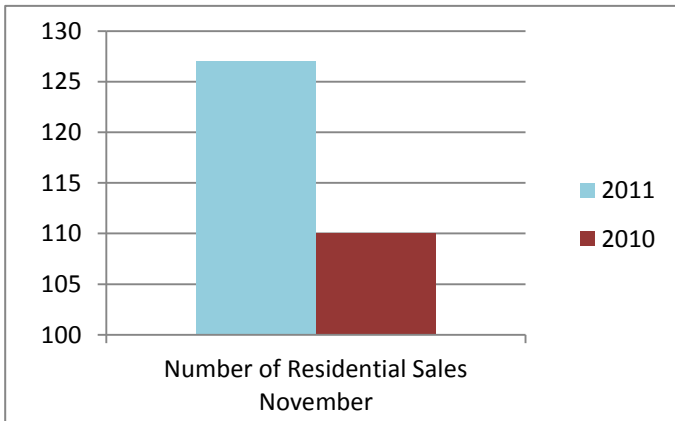
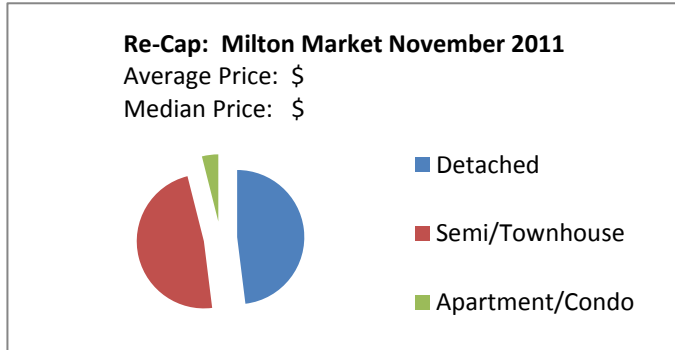


For Immediate Release

The Oakville, Milton and District Real Estate Board (OMDREB)

November 2011 Real Estate Market



Re-Cap: Milton Market in November 2011	
Average Price	Median Price
\$418,281	\$400,100
Residential Type	Units Sold by Type
Detached	61
Semi/Townhouse	61
Apartment/Condo	5
Detached Sales in Milton	
Price Range	% of Sales by Price
\$200,001 - \$300,000	0%
\$300,001 - \$400,000	10%
\$400,001 - \$600,000	84%
\$600,001 - \$800,000	6%
\$800,000 - \$1,000,000+	0%
Semi/Townhouse Sales in Milton	
Price Range	% of Sales by Price
\$20,000 - \$150,000	0%
\$200,001 - \$300,000	6%
\$300,001 - \$400,000	79%
\$400,001 - \$600,000	15%
Apartment/Condo Sales in Milton	
Price Range	% of Sales by Price
\$150,000 - \$200,000	0%
\$200,001 - \$300,000	100%
\$300,001 - \$400,000	0%
\$400,001 - \$600,000	0%

The average home price is found by adding the value of all sales and dividing by the number of homes.

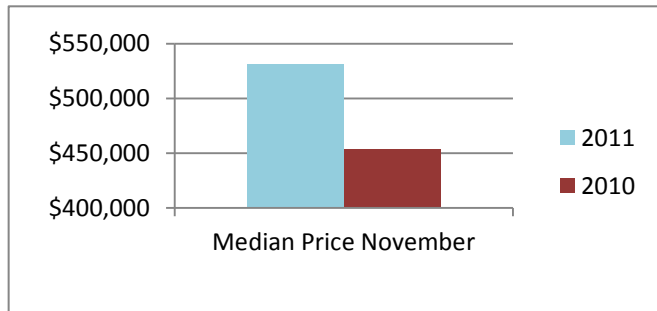
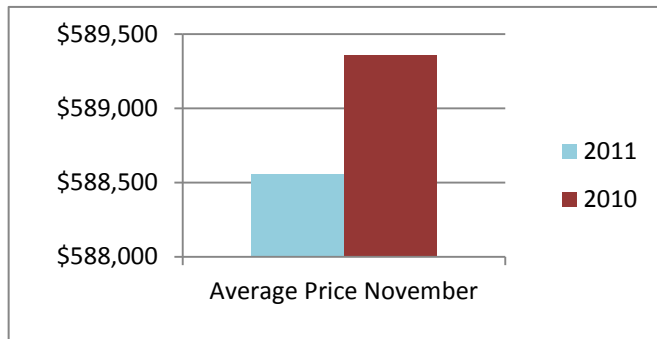
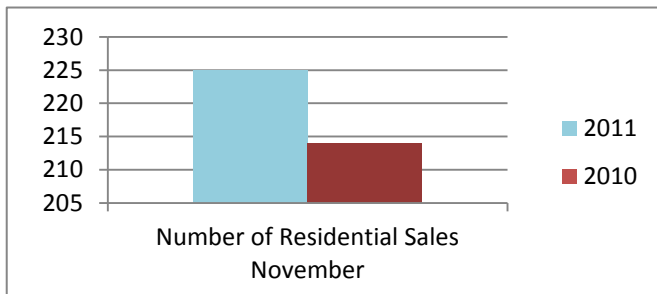
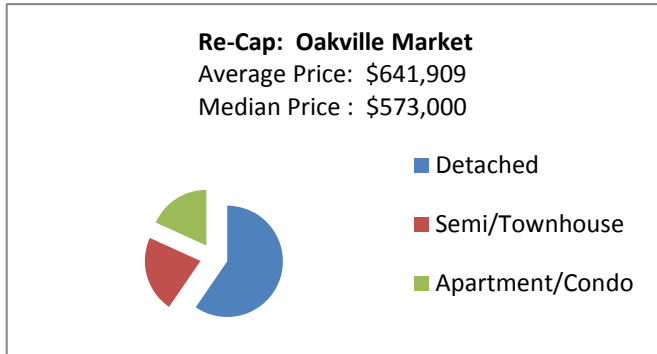
The median sale price is the midpoint of all sales.

Disclaimer: The information provided herein is deemed accurate but not guaranteed.

Source: Oakville, Milton and District Real Estate Board

For Immediate Release

The Oakville, Milton and District Real Estate Board (OMDREB) November 2011 Real Estate Market



Re-Cap: Oakville Market in November 2011	
Average Price	Median Price
\$588,557	\$530,650
Residential Type	Units Sold by Type
Detached	134
Semi/Townhouse	50
Apartment/Condo	41
Detached Sales in Oakville	
Price Range	% of Sales by Price
\$300,001 - \$400,000	4%
\$400,001 - \$600,000	39%
\$600,001 - \$800,000	35%
\$800,001 - \$1,000,000	10%
\$1,000,000 +	12%
Semi/Townhouse Sales in Oakville	
Price Range	% of Sales by Price
\$150,000-200,000	0%
\$200,000 - \$300,000	2%
\$300,001 - \$400,000	32%
\$400,001 - \$600,000	56%
\$600,001 - \$800,000	6%
\$800,001 - \$1,000,000	2%
\$1,000,000 +	2%
Apartment/Condosales in Oakville	
Price Range	% of Sales by Price
\$20,000 - 150,000	0%
\$150,001 - \$200,000	12%
\$200,001 - \$300,000	39%
\$300,001 - \$400,000	32%
\$400,001 - \$600,000	5%
\$600,001 - \$800,000	10%
\$800,001 - \$1,000,000	2%
\$1,000,000+	0%

The average home price is found by adding the value of all sales and dividing by the number of homes.

The median sale price is the midpoint of all sales.

Disclaimer: The information provided herein is deemed accurate but not guaranteed.

Source: Oakville, Milton and District Real Estate Board