

For Immediate Release

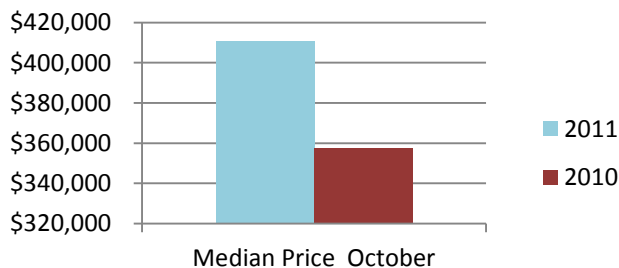
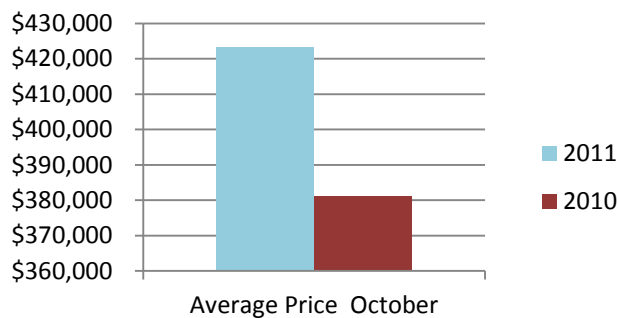
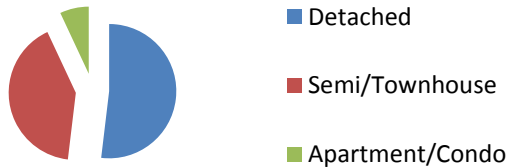
The Oakville, Milton and District Real Estate Board (OMDREB)

October 2011 Real Estate Market

Re-Cap: Milton Market October 2011

Average Price: \$423,152

Median Price: \$410,750



Re-Cap: Milton Market in October 2011

Average Price	Median Price
\$423,152	\$410,750
Residential Type	Units Sold by Type
Detached	82
Semi/Townhouse	65
Apartment/Condo	11
Detached Sales in Milton	
Price Range	% of Sales by Price
\$200,001 - \$300,000	0%
\$300,001 - \$400,000	5%
\$400,001 - \$600,000	82%
\$600,001 - \$800,000	12%
\$800,000 - \$1,000,000+	1%
Semi/Townhouse Sales in Milton	
Price Range	% of Sales by Price
\$20,000 - \$150,000	0%
\$200,001 - \$300,000	9%
\$300,001 - \$400,000	86%
\$400,001 - \$600,000	5%
Apartment/Condo Sales in Milton	
Price Range	% of Sales by Price
\$150,000 - \$200,000	0%
\$200,001 - \$300,000	82%
\$300,001 - \$400,000	18%
\$400,001 - \$600,000	0%

The average home price is found by adding the value of all sales and dividing by the number of homes.

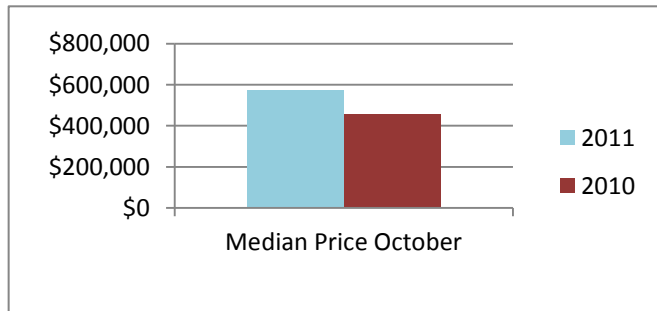
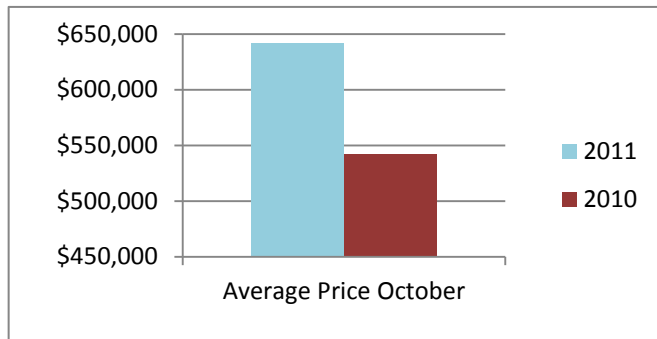
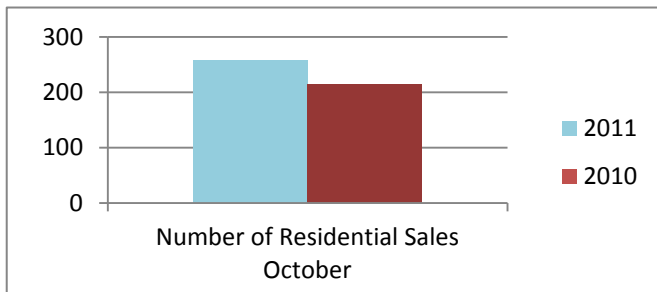
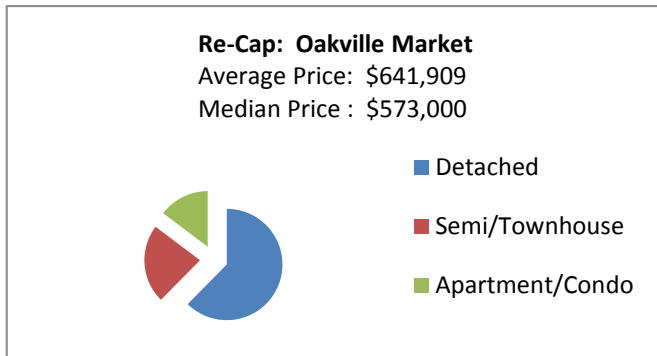
The median sale price is the midpoint of all sales.

Disclaimer: The information provided herein is deemed accurate but not guaranteed.

Source: Oakville, Milton and District Real Estate Board

For Immediate Release

The Oakville, Milton and District Real Estate Board (OMDREB) October 2011 Real Estate Market



Re-Cap: Oakville Market in October 2011	
Average Price	Median Price
\$641,909	\$573,000
Residential Type	Units Sold by Type
Detached	161
Semi/Townhouse	59
Apartment/Condo	38
Detached Sales in Oakville	
Price Range	% of Sales by Price
\$300,001 - \$400,000	1%
\$400,001 - \$600,000	34%
\$600,001 - \$800,000	32%
\$800,001 - \$1,000,000	17%
\$1,000,000 +	16%
Semi/Townhouse Sales in Oakville	
Price Range	% of Sales by Price
\$150,000-200,000	0%
\$200,000 - \$300,000	3%
\$300,001 - \$400,000	31%
\$400,001 - \$600,000	58%
\$600,001 - \$800,000	8%
\$800,001 - \$1,000,000	0%
\$1,000,000 +	0%
Apartment/Condo Sales in Oakville	
Price Range	% of Sales by Price
\$20,000 - 150,000	0%
\$150,001 - \$200,000	3%
\$200,001 - \$300,000	55%
\$300,001 - \$400,000	18%
\$400,001 - \$600,000	13%
\$600,001 - \$800,000	11%
\$800,001 - \$1,000,000	0%
\$1,000,000+	0%

The average home price is found by adding the value of all sales and dividing by the number of homes.

The median sale price is the midpoint of all sales.

Disclaimer: The information provided herein is deemed accurate but not guaranteed.

Source: Oakville, Milton and District Real Estate Board